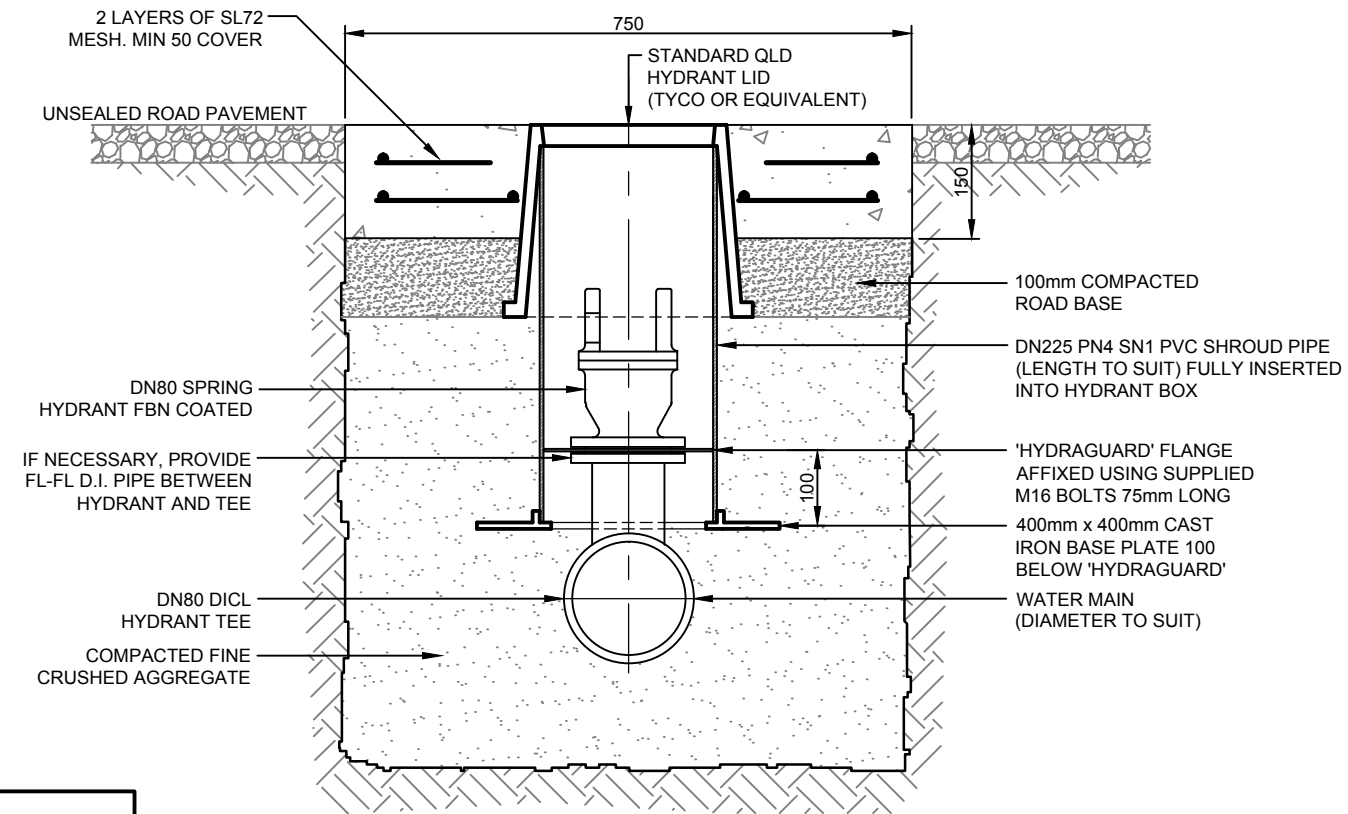
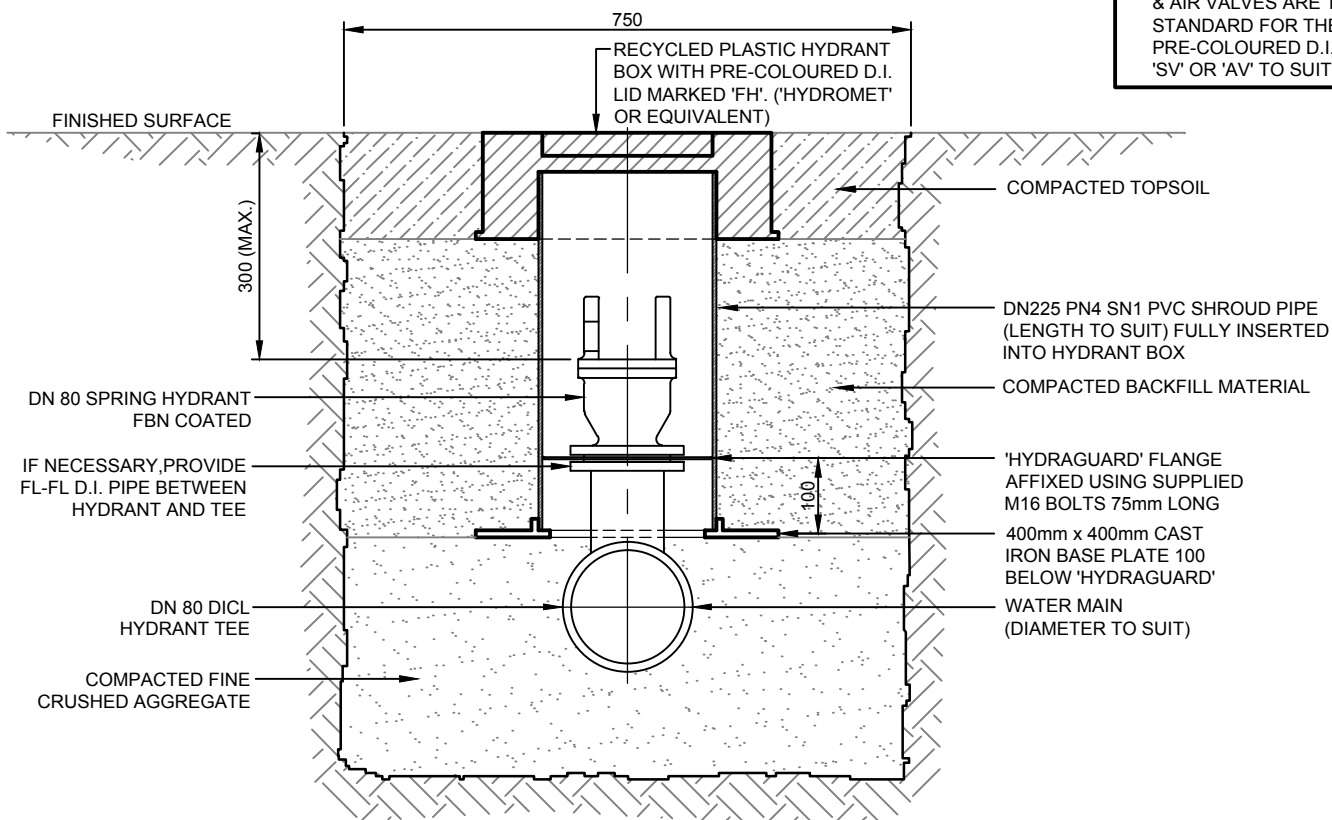


FIRE HYDRANTS (IN SEALED ROAD PAVEMENT)

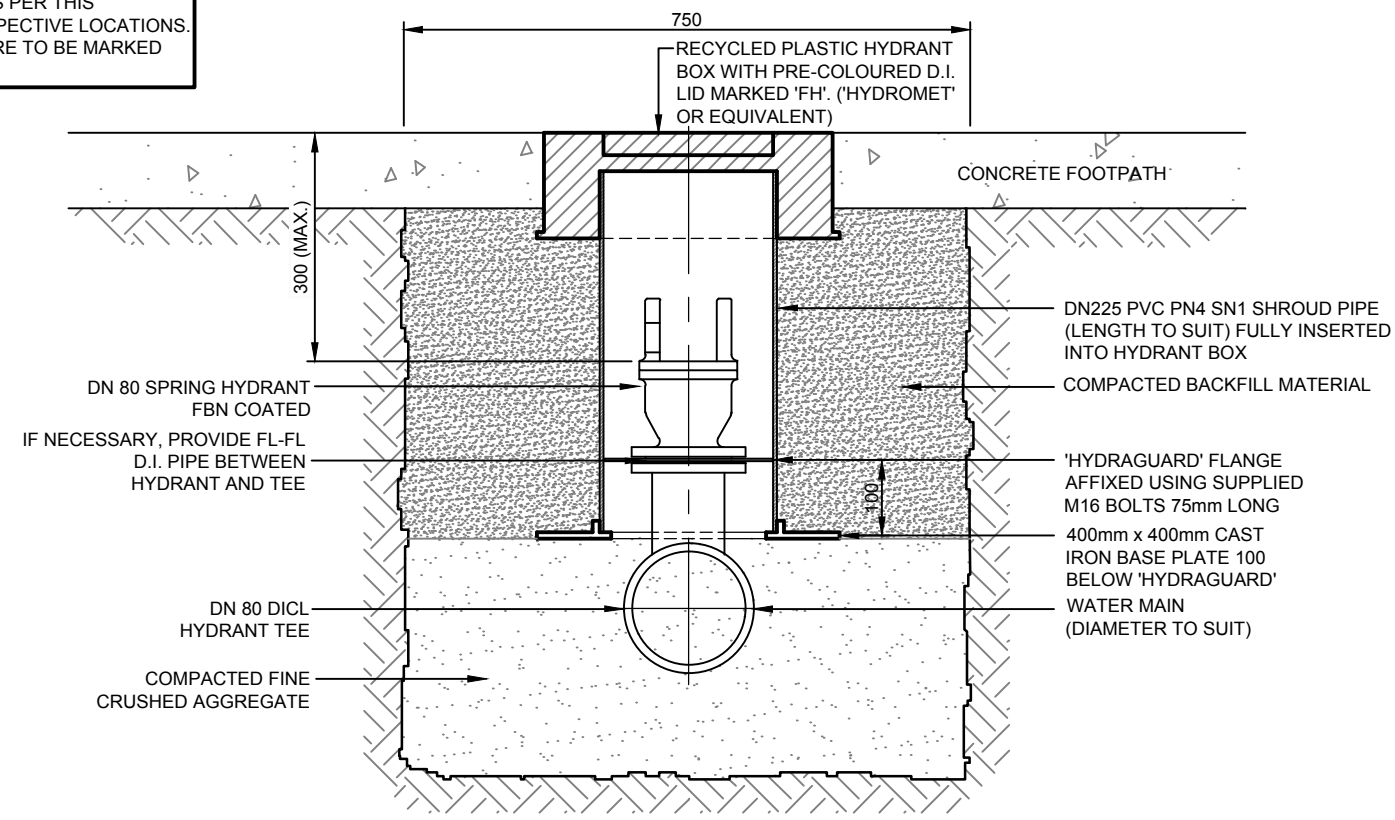


FIRE HYDRANTS (IN UNSEALED ROAD PAVEMENT)

NOTES:
 1. HYDRANTS FOR ALL NEW WORKS ARE TO BE LOCATED IN FOOTPATH AREAS, UNLESS OTHERWISE SPECIFIED.
 2. REFER S.D. 316 FOR DETAILS OF HYDRANT MARKING.
 3. INSTALLATION OF COVERS FOR SLUICE VALVES & AIR VALVES ARE TO BE AS PER THIS STANDARD FOR THEIR RESPECTIVE LOCATIONS. PRE-COLOURED D.I. LIDS ARE TO BE MARKED 'SV' OR 'AV' TO SUIT.



FIRE HYDRANTS (WITH NO VEHICULAR LOADING)



FIRE HYDRANTS (IN CONCRETE FOOTPATH)

E	BASEPLATE DISTANCE TO 'HYDRAGUARD' FLANGE AMENDED	G.P.C.	06.2015
D	HYDRAGUARD FLANGE ADDED	G.P.C.	12.2014
C	HYDRANTS IN SEALED ROADS & FOOTPATHS AMENDED	G.P.C.	11.2011
B	HYDRANTS IN ROADS & FOOTPATHS, LIDS & NOTES	G.P.C.	12.2010
A	ORIGINAL ISSUE	J.P.	11.2006
ISSUE	AMENDMENT DETAILS	INITIALS	DATE




DESIGN UNIT
 COUNCIL OFFICES
 TUMBULGUM ROAD,
 MURWILLUMBAH,
 NEW SOUTH WALES 2484
 PHONE 02 6670 2400
 FAX 02 6672 7513
 WEBSITE www.tweed.nsw.gov.au

DESIGN ENGINEER	<i>Alan</i>	DATE	11.05.15
DESIGN MANAGER	<i>P. King</i>	DATE	15.05.15
DRAWN	ENGINEERING & OPERATIONS DESIGN UNIT		
SCALE	1:10 (A3)		

PROJECT:	WATER SUPPLY STANDARDS
PLAN TITLE:	FIRE HYDRANT INSTALLATION DETAILS

DRAWING NUMBER:	S.D. 313
	JUNE 2015



ACAD FILE No: G:_TSC STANDARD DRAWINGS\S.D. DRAWINGS\300 WATER SUPPLY\S.D.313 (June-15 Rev E).dwg