EQUIPMENT SCHEDULE

1	10A TELEMETRY POWER SUPPLY-TYPE RFI INDUSTRIES SME 240-12-10
2	TELEMETRY RADIO - TYPE SCNEIDER Q SERIES - QR450
3	TELEMETRY SURGE DIVERTER POLYPHASER TYPE IS - B50LN - C2
4	DOOR SWITCH's x2 - SCHNEIDER ZCP21, ZCY45, ZCPEP16, ZCE01
5	8x MOELLER PLS6 RCD/CIRCUIT BREAKERS RATINGS AS PER SCHEMATIC(S) SD-820/02, SD-820/03, & SD-820/05
6	MULTITRODE MTR-6 12VDC OVERFLOW TRODE RELAY
7	MAIN EARTH BAR - IPD Part No. EB06
8	CRITEC DINLINE SURGE FILTER - DSF-6A-275V
9	NOVARIS SDD3-100-275-A + 3 SCB1-3-80 NOVARIS CB + HAGER 4CC9 ENCLOSURE (BEHIND PANEL)
10	SCHNEIDER SCADA Pack RTU,TBU P357-EA55-AB00
11	PANASONIC (AFP0R-C14RS) PLC BACKUP CONTROLLER
12	ULTRASONIC - PULSAR BLACKBOX 130D110000XX-XOP + DB10 (TRANSDUCER)
13	TERMINALS FOR MODBUS CONNECTIONS + PROTECTIVE EARTH (TB6)
14	PUMP ISOLATOR + OVERLOAD - KLOCKNER MOELLER PKZM4-XX OVERLOAD, SHORT CIRCUIT TRIP & ON/OFF POSITION CONTACTS ARE ON PKZ4M-XX ISOLATOR OR NZM1 TO NZM4 SERIES IF LARGER
15	SOLID STATE STARTERS AS PER KW RATING - TYPE SCHNEIDER ATS48 SS OR SCHNEIDER ATV6xx VSD SIZED TO PUMP MOTORS
16	HAND / AUTO SWITCH - TYPE MOELLER (KEY REMOVABLE IN AUTO ONLY) T0-3-15453/Z + S-T0 + FS19334 + VR-T0
17	CT's-HAGER SRA00505 \ SRA01005 \ SRA01505 (SIZE DEPENDANT)
18	TERMINALS FOR CONNECTION TO PUMP ELECTRICAL LEADS (TB1, TB2)
19	TERMINALS FOR CONNECTION TO P.M.P (TB8)
20	TELEMETRY BATTERY - TYPE PANASONIC LC - X1228AP
21	TELEMETRY AERIAL - MODEL NO: YB6-61, 450-480 MHz TO BE MOUNTED ON RISER BRACKET ABOVE CABINET
22	CABINET LIGHT- SAL - PART NO: SL9726/20TC/DP
23	TERMINALS FOR VSD PRESENT SPEED REF TB8 REF SD-820/05 NOTE 3
24	
25	SUPPLY AUTHORITY POLY PHASE METER
26	3 X SUPPLY AUTHORITY SERVICE FUSES - RHLF100 + HOLDERS - HSB30BWI
27	SERVICE NEUTRAL LINK
28	CONSUMERS NEUTRAL LINK (BEHIND PANEL) 'NA'
29	115A 4 POLE MAIN SW / GENERATOR CHANGE-OVER SW MOELLER CAM SW T5-4-82/3/E WITH SUB-P3 PADLOCKABLE HANDLE
30	18 POLE DISTRIBUTION CENTRE - EATON PE18ST
31	DIN MOUNT GPO 15A - HAGER SN015DA
32	HMI - SCHNEIDER MAGELIS XBTGT-2930
33	MCC NEUTRAL LINK (INSIDE ENCLOSURE) 'NB'
34	MCC EARTH LINK (INSIDE ENCLOSURE)
35	Q13, Q19, Q29, Q35 RATINGS AS PER SCHEMATIC SD_820/01
36	ELV TERMINAL BLOCK - SCHNEIDER NYSTRV42X (x=COLOUR) (TB3,4,5)
37	CLIPSAL 56A1532LE-GY 5 PIN INLET SOCKET (TO 15kW) OR 56A15550LE-GY (16 -22.5kW), 56E4VH-GY (MOUNTING BACK BOX), 56CB4NM-GY (4 POLE MODULE WITH PROTECTIVE MEMBRANE). Q24 RATING TO SUIT AS PER SD-820/01
38	ALARM LIGHT, TOBIN SYF 130-12A 12VDC AMBER STROBE LIGHT
39	12 - 24VDC CONVERTER GB60-1224
40	POWER MONITOR ZEPTO D6 PFA8611-18 (18-60VDC)
41	ATC SEAL FAILURE RELAY (ATC 78562 24VDC).
42	SCHNEIDER LT3-SA THERMISTOR RELAY
43	75 X 25MM SLOTTED DUCT - HAGER DNG 7502507030B
44	75 X 50MM SLOTTED DUCT - HAGER DNG 7505007030B
45	PHOENIX RELAY + BASE PH02966896 PLC-BSC, PH02961150 PLC-RSC 12VDC
46	OMRON G2R-2-SNDI 24VDC (S) RELAY + BASE
47	ELV TERMINAL BLOCK - SCHNEIDER NYSTRV42X (x=COLOUR) (TB7)
48	MOELLER DIL MXX CONTACTORS & AUX CONTACT BLOCK (IF VSD NOT USED)
49	10A 240V CONTROL CB (ONLY SOFT STARTERS REF Q200A ON SD-820/02A & SD-820/02D AND Q300A SD-820/03A & D)
50	ACTIVE LINKS (X 3) - A165/7R
51	OMRON G2R-2-SNDI 12VDC (S) RELAY + BASE

SUBSTITUTE PART NO.37 WHEN LARGER THAN 50A WITH THE BELOW	
MARECHAL PART NO. >50A. DS9 3198017 - MALE INLET 319A426 - PLUG CAP	515M3 -30^0 ANGLE ADAPTOR

MOELLER PARTS LIST

INDIVIDUAL ENCLOSURE BOXES		- 2×U-CI43E - 3×U-CI48E	A B
TRANSPARENT COVERS	375 H x 250 W x 100 D 375 H x 750 W x 100 D 375 H x 500 W x 100 D	- 2×D200-CI43 - 1×D200-CI48 - 2×D250-CI48	D E F
MOUNTING PLATES		- 2×M3-CI43 - 3×M3-CI48	G H
FLANGES		- 4×FL4-X	J
MOUNTING BKT/FIXING STRAPS (pack of 4)		- 2x BL-CI (-VA)	K
ASSEMBLY KITS (GASKETS) CONSIST OF MOELLER GASKETS TO SEAL FACES BETWEEN ENCLOSURES, PLUS WEDGES & CONNECTING PIECES FOR ENCLOSURE ASSEMBLY		- 7×KLOBS4-CI	L

CONTROL PANEL LAYOUT

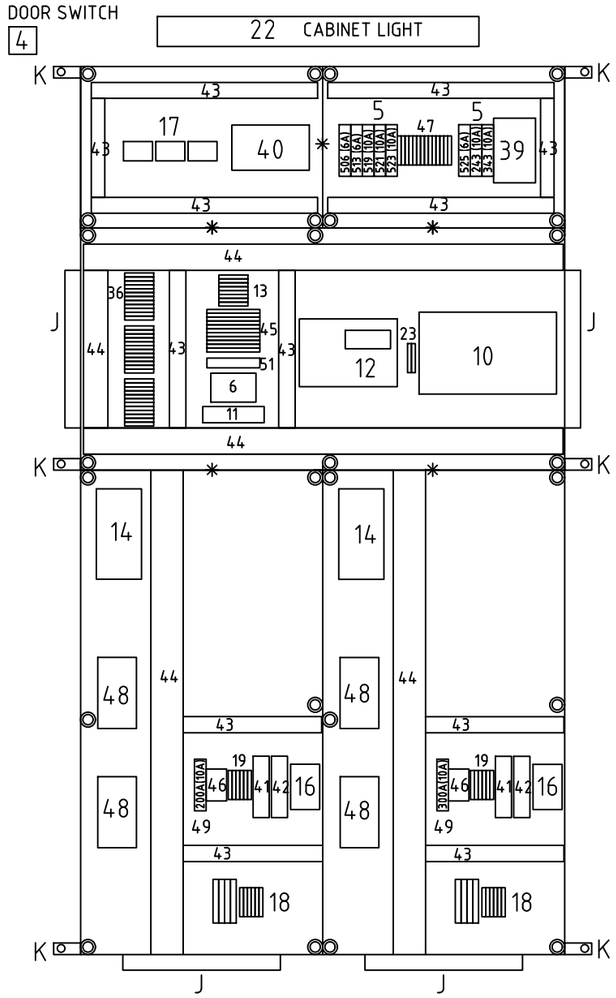

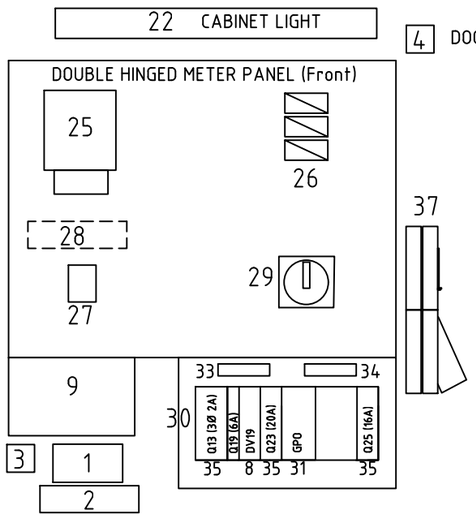

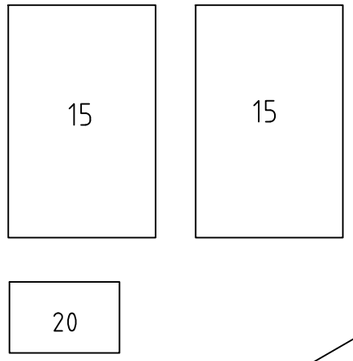

NOTE 1 40mm CONDUIT TO BOTTOM OF CABINET TO CARRY MAINS & EARTH FROM METER PANEL

NOTE 2 OVERLOAD, SHORT CIRCUIT TRIP & ON/OFF POSITION CONTACTS ARE ON EQUIPMENT SCHEDULE NO. 14

NOTE 3 BATTERYTO BE MOUNTED ON ALUMINIUM TRAY & HOLDER AT BASE OF CABINET

NOTE 4 ALL CONDUITS TO BE CAPPED & CABLES TO BE GLANDED INSIDE CABINET TO PREVENT ODOUR TRANSFER FROM WELL

NOTE 5 SIZE OF PENETRATIONS BETWEEN INDIVIDUAL ENCLOSURES SHALL BE KEPT TO A MINIMUM AND BE BUSHED OR GLANDED TO MAINTAIN THE INTEGRITY OF EACH MODULE.

NOTE 6 ALL PANEL EQUIPMENT TO BE MOUNTED USING 3/16" SS PAN HEAD SCREWS. METER PANEL TO BE MOUNTED USING 1/4" SS PAN HEAD SCREWS. THE USE OF SELF TAPPING SCREWS IS EXPRESSELY PROHIBITED.

NOTE 7 IT IS THE CONTRACTORS RESPONSIBILITY TO WIRE AND TEST POWER, COMMUNICATIONS AND AERIAL CABLING TO THE TELEMETRY RADIO.

NOTE 8 HMI MOUNTED CENTRE OF ELV CIRCUIT BREAKER ENCLOSURE LID.

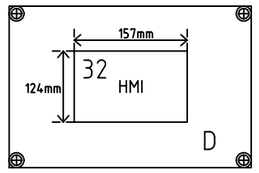

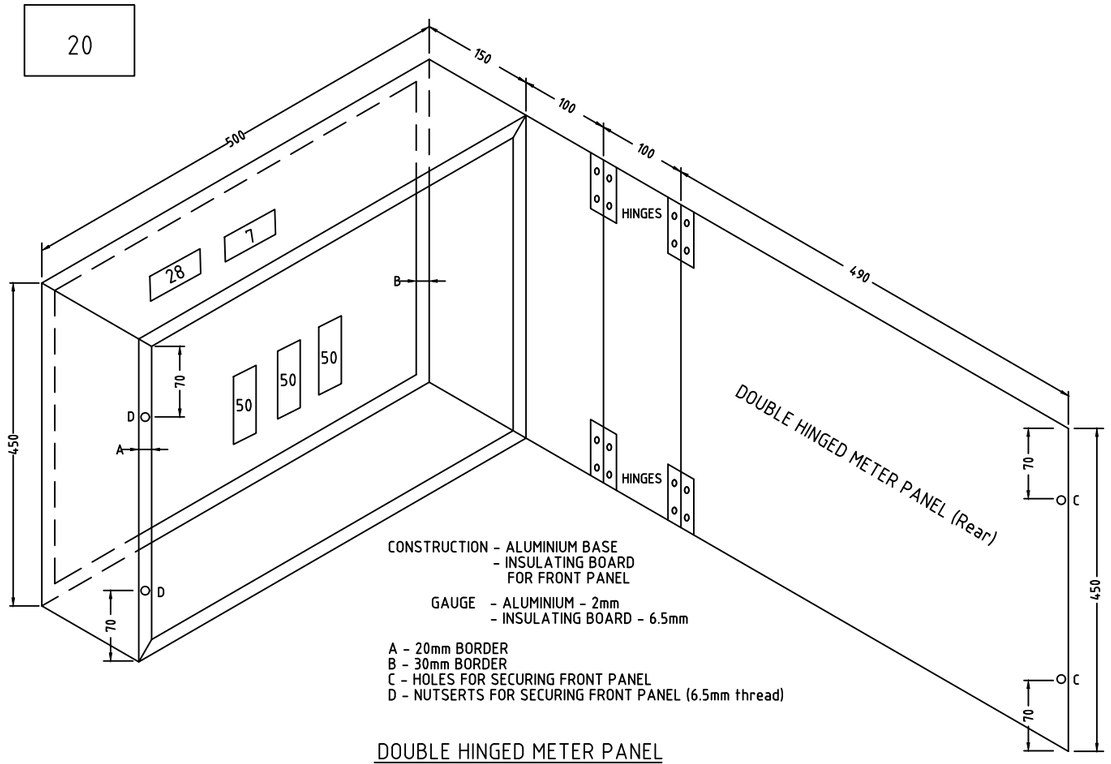

CONSTRUCTION - ALUMINIUM BASE
- INSULATING BOARD FOR FRONT PANEL

GAUGE - ALUMINIUM - 2mm
- INSULATING BOARD - 6.5mm

A - 20mm BORDER
B - 30mm BORDER
C - HOLES FOR SECURING FRONT PANEL
D - NUTSERTS FOR SECURING FRONT PANEL (6.5mm thread)

DOUBLE HINGED METER PANEL

ISSUE	AMENDMENT DETAILS	Drawn	Checked	Approved	Date
00	ORIGINAL ISSUE			D.F	3.8.12
01	AMENDED ISSUE RELEASED FOR PUBLICATION	E.K	P.B	D.F	13.08.13
02	SS/VFD MOUNTED IN METER PANEL SIDE FOR LARGER SITES	E.K	P.B	D.F	27.04.15
03	AMENDED PART NUMBERS & GA LAYOUT	C.N	P.B	D.F	23.08.18
04	AMENDED PART NUMBERS, GA LAYOUT & SHEET NAME	P.B	D.R	J.G	20.08.20

TWEED SHIRE COUNCIL

ELECTRICAL UNIT
COUNCIL OFFICES
ALTONA ROAD,
CUDGEN NSW 2487.

PHONE 02 66740342
FAX 02 66741069
WEBSITE www.tweed.nsw.gov.au

DESIGNED:
DRAWN:
APPROVED:
SCALE NTS
ACAD FILE No.:

PROJECT: SEWAGE PUMP STATIONS ELECTRICAL STANDARD DRAWINGS

PLAN TITLE: SWITCHBOARD GA & EQUIPMENT LIST - DOUBLE DOOR >15.5kW (ATS OR ATV)

DRAWING NUMBER: SD-820C/13

SHEET 13 OF 19
REV 04
DATE 20/08/2020