

















Code	Name	Performance	Responsible Officer
1	Civic Leadership	45%	
1.3.1	Council's organisation will be resourced to provide the essential services and support functions to deliver the objectives of this Plan.	35%	
 P1.3.1.2	Communications and Customer Services Community Satisfaction Survey - biennial project	55%	CCSC
Status Comments	The Community Satisfaction Survey is funded. The initial communication planning has been completed and further investigation is underway. Timing has yet to be decided.		
1.5.2	Land use plans and development controls will be applied and regulated rigorously and consistently and consider the requirements of development proponents, the natural environment and those in the community affected by the proposed development.	50%	
 P1.5.2.13	Local Environmental Plan Implementation of Environmental Zones	1%	DPR
Status Comments	The EZone review undertaken by NSW Planning and Environment is a prerequisite to any further review of the environmental zones at the local level. Council has responded to the public consultation on the draft recommendations and now awaits the final adoption and release of environmental criteria.		
 P1.5.2.14	Scenic Landscape Strategy	5%	DPR
Status Comments	The Scenic Landscape Evaluation Strategy will be an important component of Council's environmental management planning strategies. The Strategy is identified as a Priority 1 project on the Planning Reforms Work Plan 2014/15. It is presently awaiting resources to be made available before it can be further progressed. A consultancy brief for tender is under preparation with a view to a public tender commencing before the end of 2014.		
 P1.5.2.23	Target Delivery of Tweed Local Environmental Plan updates	40%	DPR
Status Comments	<p>The targeted updating of the Tweed Local Environmental Plan ('LEP') comprises the implementation of the adopted Hastings Point, Pottsville and Cabarita, locality based development control plans. Prior to the LEP amendment advancing, there are several amendments required for the Development Control Plans ('DCP's'), which are being prepared to be publicly exhibited concurrently. Work on the DCPs is making good progress and scheduled for reporting to Council before the end of 2014.</p> <p>Other issues arising with the Tweed LEP provisions are coming to light since it came into force in April 2014. Review of the Plan's performance and amendment of provisions requires allocation of resources that are presently assigned to other priority projects of the Council. Necessary amendments will be identified and were practical incorporated into other LEP Amendments as appropriate.</p>		
 P1.5.2.24	Fingal Head Development Control Plan (Building Heights)	0%	DPR
Status Comments	The review of building heights for Fingal Head is reliant on the urban design resourcing of the Strategic Planning & Urban Design Unit, which is currently allocated to other Priority 1 projects of the Council. It is expected that initial design analysis and testing will now commence in March, following which a community engagement survey will be released to the local community.		
2	Supporting Community Life	39%	
2.1.1	Work closely with government and community organisations to improve services to children and families, youth, elderly, Indigenous people, disadvantaged and minority groups and to build stronger and more cohesive communities.	40%	
 P2.1.1.17	Youth Strategy - Establishment of Youth Council	40%	CDC
Status Comments	Preliminary work has been done with key stakeholders regarding the role and function of a Youth Council, including a meeting with NSW		

Code	Name	Performance	Responsible Officer																									
<p>Department of Education & Communities regional manager and public high school principals to ascertain schools ability to become involved in this process. The model proposed will work in tandem with the existing T5 Student Representative Council ('SRC') group, T5 being a strategic SRC group with representatives from the five public high schools in the Tweed Shire. Concurrence with the proposed model still needs to be sought from private high schools. The model will be reported to the Executive Management Team in the third quarter of 2015 then be presented to Council.</p>																												
	P2.1.1.27 Implement Homeless Policy and Protocol	50%	MCCS																									
Status Comments	<p>The Community Development Officer, Social Planning has been working on a draft Homelessness Policy. The draft Policy is nearing readiness to be considered at a workshop with other Council Units that have staff who come into contact with homeless people. Internal comments will be collated and considered in the context of the draft before reporting to the Executive Management Team and Council for public exhibition. An operational Protocol will support implementation of the Policy.</p>																											
	P2.1.1.5 Implementation of the Healthy Ageing Strategy	75%	MCCS																									
Status Comments	<p>The Healthy Ageing Strategy is still under development. It is envisaged the draft will be presented to Council for public exhibition in the second quarter of 2014.</p> <p>The draft Age Friendly Community Policy is being presented to Council in January 2015 to be approved for public exhibition and is accompanied by an Issues Paper and Profile of Older People. The Age Friendly Community Strategy (formerly the Healthy Ageing Strategy) is currently in the process of being finalised to be presented to Council for approval for public exhibition in the first quarter of 2015.</p>																											
2.1.4	Provide education and advocacy to promote and support the efforts of the police, emergency services and community groups to improve the safety of neighbourhoods and roads.	29%																										
	P2.1.4.1 Review DISPLAN	0%	MBEH																									
<p>There was no planned activity for this quarter.</p>																												
2.3.3	Provision of high quality and reliable wastewater service with meets health and environmental requirements and projected demand.	44%																										
	CP2.3.3.37 Sewerage Pumping Stations: SPS 3012 Amber Road Tweed Heads South - Upgrade or Relocation	15%	Mwater																									
Status Comments	<p>Options Report has been prepared. Relocation of Sewerage Pump Station to park located on Amber Rd is the accepted option. Construction works are proposed to be completed by mid 2016.</p>																											
	S2.3.3.1 Wastewater Services KPI's	48%	Mwater																									
	<table border="1"> <thead> <tr> <th>Code</th> <th>KPI</th> <th>Target</th> <th>Units</th> <th>Achieved</th> </tr> </thead> <tbody> <tr> <td>1</td> <td>Odour Complaints per 1000 assessments</td> <td>0</td> <td>Number</td> <td>0</td> </tr> <tr> <td>2</td> <td>Overflows per 1000 assessments</td> <td>0</td> <td>Number</td> <td>0</td> </tr> <tr> <td>3</td> <td>Effluent Quality Compliance (percentage of volume)</td> <td>100</td> <td>%</td> <td>87</td> </tr> <tr> <td>4</td> <td>Recycled Water Use (percentage of volume)</td> <td>10</td> <td>%</td> <td>9</td> </tr> </tbody> </table>	Code	KPI	Target	Units	Achieved	1	Odour Complaints per 1000 assessments	0	Number	0	2	Overflows per 1000 assessments	0	Number	0	3	Effluent Quality Compliance (percentage of volume)	100	%	87	4	Recycled Water Use (percentage of volume)	10	%	9		
Code	KPI	Target	Units	Achieved																								
1	Odour Complaints per 1000 assessments	0	Number	0																								
2	Overflows per 1000 assessments	0	Number	0																								
3	Effluent Quality Compliance (percentage of volume)	100	%	87																								
4	Recycled Water Use (percentage of volume)	10	%	9																								
Status Comments	<p>Effluent Quality Compliance is year to date and calculated using weighted average volume. Several failures have occurred. - Banora Point Waste Water Treatment Plant ('WWTP') experienced elevated pH due to algae in the effluent lagoon in October and November. In December thermotolerant coliforms tested high however levels returned to normal after ultraviolet disinfection. Biochemical oxygen demand was high for one sample however investigations found no abnormalities with process or other process monitoring results. The following sample was within normal limits.</p>																											

Code	Name	Performance	Responsible Officer																									
	<ul style="list-style-type: none"> - Mooball WWTP nitrogen limits were exceeded in October due to variations in raw sewage inflow and organic loading upsetting the process. Ongoing regular process testing and adjustments are made to maintain treated effluent within licence standards. - Murwillumbah WWTP had increased algae in the catch balance ponds during October resulting in increased suspended solids. Programmed sediment removal from ponds has corrected the problem. - Tyalgum WWTP had several failures of suspended solids due to ongoing algal bloom in the effluent storage lagoon in October and November. All Environmental Protection Authority ('EPA') reportable and non EPA reportable overflows included. 																											
2.3.4	Provision of high quality, best practice, solid waste disposal with energy recovery, and improving resource recovery practices and infrastructure which meets health and environmental requirements and projected demand.	18%																										
 P2.3.4.2	Construction of inert landfill expansion at Stotts Creek Resource Recovery Centre	15%	WMC																									
Status Comments	Approval has now been received to construct a Putrescibles cell from the Environmental Protection Authority ('EPA'). The preliminary concept design and construction methodology has been provided to Council for review and submission to the EPA to allow Council to proceed to contract for the construction of the final cell at Stotts Creek.																											
 S2.3.4.4	Waste Management Services	33%	WMC																									
	<table border="1"> <thead> <tr> <th>Code</th> <th>KPI</th> <th>Target</th> <th>Units</th> <th>Achieved</th> </tr> </thead> <tbody> <tr> <td>1</td> <td>Household (kerbside) recycling rate per annum</td> <td>55</td> <td>%</td> <td>37</td> </tr> <tr> <td>2</td> <td>Recycling (kg) per household per annum</td> <td>35</td> <td>Kg</td> <td>66</td> </tr> <tr> <td>3</td> <td>Total waste diverted from landfill per annum</td> <td>50</td> <td>%</td> <td>44</td> </tr> <tr> <td>4</td> <td>Volume of landfill gas captured for renewable electricity generation per annum</td> <td>25,000,000</td> <td>m3</td> <td>741,357</td> </tr> </tbody> </table>	Code	KPI	Target	Units	Achieved	1	Household (kerbside) recycling rate per annum	55	%	37	2	Recycling (kg) per household per annum	35	Kg	66	3	Total waste diverted from landfill per annum	50	%	44	4	Volume of landfill gas captured for renewable electricity generation per annum	25,000,000	m3	741,357		
Code	KPI	Target	Units	Achieved																								
1	Household (kerbside) recycling rate per annum	55	%	37																								
2	Recycling (kg) per household per annum	35	Kg	66																								
3	Total waste diverted from landfill per annum	50	%	44																								
4	Volume of landfill gas captured for renewable electricity generation per annum	25,000,000	m3	741,357																								
Status Comments	Household kerbside recycling rate will not improve until the introduction of a full organic collection services. The current percentage includes household greenwaste and recycling. This percentage goes down every time we have the kerbside bulk waste collection as this introduces about 1400 additional tonnes from household. The recycling per household rate for December quarter was 66kg, annualised to approximately 270kg. The waste diverted from landfill is unlikely to increase while Council is exporting waste to Queensland and no additional efforts are being put into diverting waste from disposal. This will improve with the introduction of compulsory household organics collection in 2016. Volume of landfill gas captured approximately 41% of this was methane. Council does not have the ability to affect the amount generated and as such this is not a measure of performance. This will fall as more waste is exported and when we remove the organic fraction from the waste stream.																											
2.3.5	Ensure adequate stormwater drainage, flood management and evacuation systems are in place to protect people and property from flooding.	21%																										
 CP2.3.5.20	Stormwater drainage rehabilitation 2014/15 program	6%	MID																									
Status Comments	Internal relining of a number of systems proposed early 2015																											
 CP2.3.5.4	Brisbane Street	0%	MID																									
Status Comments	Brisbane Street Drainage and Road Works. Design complete, project delayed due to resources clash with Tweed Heads Streetscaping.																											
2.3.6	Provide conveniently placed and well equipped parks, sporting, recreational, cultural and community facilities.	55%																										
 CP2.3.6.1	Budd Park toilet replacement	22%	MRS																									
Status Comments	Waiting on design from architect for lodging of a development application. Designs complete. Progressed to Development Application ('DA')																											

Code	Name	Performance	Responsible Officer										
stage. DA approved, moving to construction phase at the end of the September quarter. Project delayed while alternative option to upgrade toilets in the visitor information centre is explored.													
CP2.3.6.15	Wilson Park facilities	15%	MRS										
Status Comments	Awaiting as constructed levels for park. Consultation with local community on preferred option progressing. September quarter 2014 design investigations have commenced. Draft design completed for consultation.												
P2.3.6.1	Completion of Public Open Space Strategy	40%	MRS										
Status Comments	Ongoing and scheduled to take up to two years to complete. Park user survey undertaken and Sportsfield Strategy consultancy awarded. Sportsfields Strategy commenced. June - Sportsfield Strategy Draft report reviewed. September- Sportsfield Strategy completed and workshopped with Council. Open Space overarching strategy brief commenced. December - Report to January Council meeting on outline of Open Space Strategy. Recruitment for Recreation Planner on 12mth fixed term position to completed strategy has commenced.												
4	Caring for the Environment	54%											
4.1.2	Protect, regulate and maintain natural assets (the coastline, coastal and inland waterways, biodiversity, bushland and scenic landscaped) for current and future generations.	58%											
S4.1.2.1	Environmental Sustainability	50%	NRMC										
	<table border="1"> <thead> <tr> <th>Code</th> <th>KPI</th> <th>Target</th> <th>Units</th> <th>Achieved</th> </tr> </thead> <tbody> <tr> <td>1</td> <td>Total gigajoules of electricity consumption by Tweed Shire council facilities and street lighting</td> <td>18,130</td> <td>Gj</td> <td>20,342</td> </tr> </tbody> </table>	Code	KPI	Target	Units	Achieved	1	Total gigajoules of electricity consumption by Tweed Shire council facilities and street lighting	18,130	Gj	20,342		
Code	KPI	Target	Units	Achieved									
1	Total gigajoules of electricity consumption by Tweed Shire council facilities and street lighting	18,130	Gj	20,342									
Status Comments	<p>Total electricity consumption by Tweed Shire Council facilities and street lighting is over the quarterly target by 12%. Power use in water facilities is tracking slightly higher compared to the same period last year. Power use in General Fund facilities is slightly down compared to the same period last year.</p> <p>Energy efficiency and renewable energy opportunities that could help Council cut long term energy costs have been identified at key sites, however budget has not been allocated in 2014/2015 at this stage:</p> <ul style="list-style-type: none"> - Tweed Regional Aquatic Centre (900GJ/year power savings - \$204k capital cost, 3 - 6 yr payback) - Murwillumbah Civic Centre (720GJ/year power savings \$236k capital cost, 3-7 year payback) - Tweed Regional Art Gallery solar power (900GJ/year generation, \$420k capital cost, 5 year payback) <p>Water Unit has embarked on an energy management program with key initiatives to be identified in the next 12 months.</p>												